DEGREE ATTAINMENT PROFILE

Taylor County

Residents with a high-quality degree or credential[1]

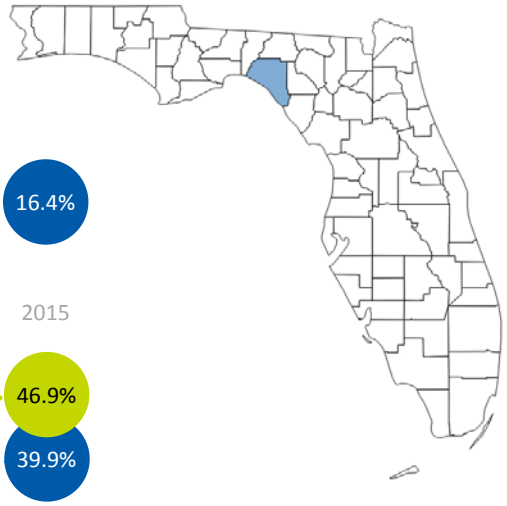

TAYLOR

16.4% ↓ -1.3% since 2011

ranks 59th among all counties in Florida

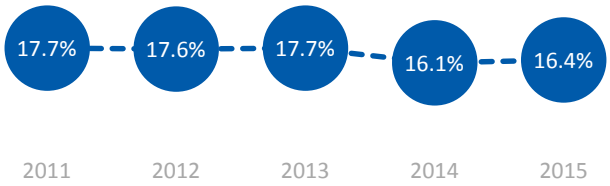

FLORIDA

46.9% ↑ 9.9% since 2011

ranks 21st among all states in the U.S.

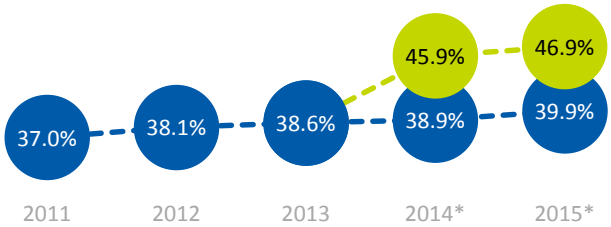

2-year degree or higher Includes workforce-relevant certificates

*An estimated **7% of Florida residents and 4.9% of U.S. residents hold a workforce-relevant certificate**, according to Lumina Foundation. This data is not yet available at the county level.

Average wages for local workers by education/training level[2]

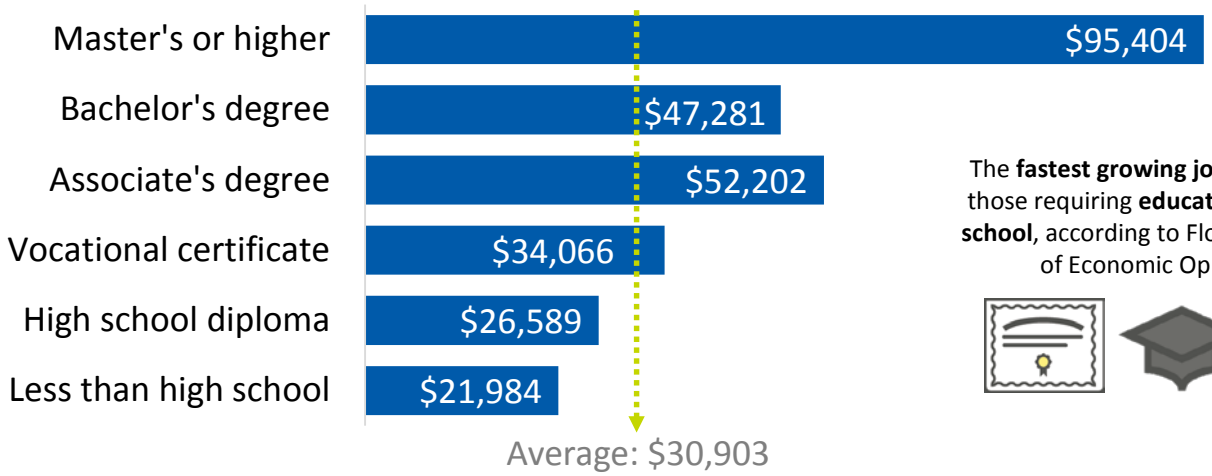

The **fastest growing jobs in Florida** are those requiring **education beyond high school**, according to Florida Department of Economic Opportunity.

Local College Access Networks

Local College Access Networks (LCANs) are place-based strategic alliances supported by local leaders who develop a postsecondary attainment goal for their regions and develop a common agenda to achieve their goal. Florida College Access Network is pleased to support communities interested in developing an LCAN.

For more information, contact Kathy McDonald at kmcdonald@FloridaCollegeAccess.org

Want more data?

Visit floridacollegeaccess.org/research-and-data for data dashboards, interactive maps, and tables with state and local college access and success data.

The Florida College Access Network's mission is to create and strengthen a statewide network that catalyzes and supports communities to improve college & career preparation, access, and completion for all students. For more information, visit www.floridacollegeaccess.org.

FCAN
FLORIDA COLLEGE ACCESS NETWORK

DEGREE ATTAINMENT PROFILE

State of Florida

Highest level of education among Florida residents, ages 25-64[1]

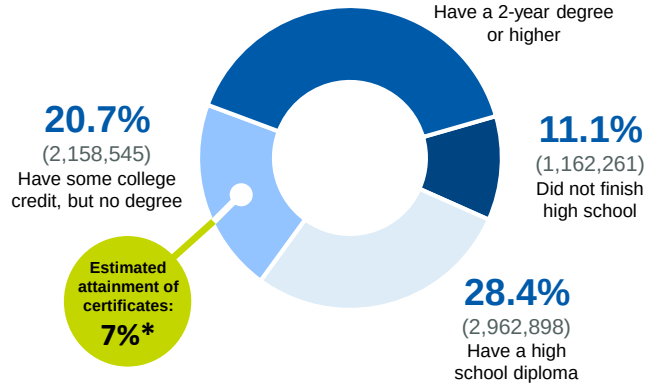

**State-level estimates of high-quality certificates were provided for the first time in the 2016 Stronger Nation report published by Lumina Foundation. While groups are working on providing estimates for certificates and other credentials (i.e. certifications, licenses) at the county/regional level, this data is not yet available.*

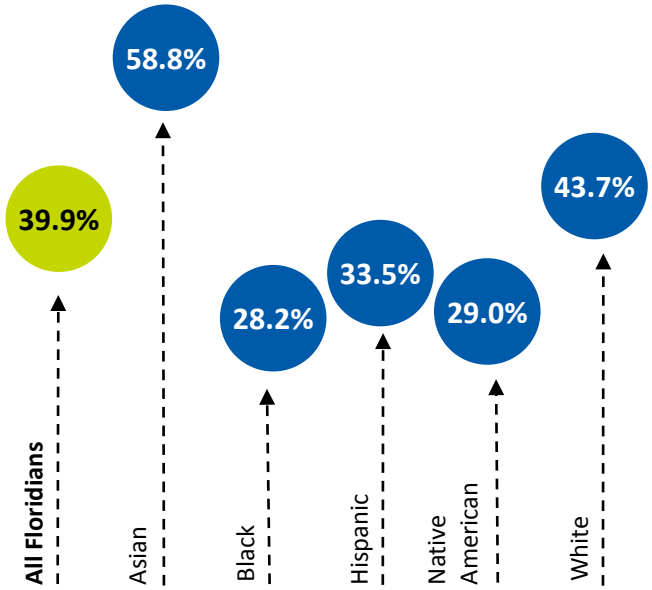

Florida's degree attainment by race/ethnic group[2]

Degree attainment by county & age group[3]

County	25 to 34	25 to 64
Alachua	60.2%	54.1%
Baker	18.4%	19.0%
Bay	34.2%	34.9%
Bradford	20.7%	19.7%
Brevard	40.3%	41.8%
Broward	43.9%	43.2%
Calhoun	18.6%	15.6%
Charlotte	25.1%	29.7%
Citrus	21.1%	25.2%
Clay	35.3%	36.3%
Collier	33.8%	37.8%
Columbia	22.4%	25.4%
DeSoto	8.0%	12.2%
Dixie	8.0%	13.8%
Duval	40.8%	38.5%
Escambia	40.8%	40.1%
Flagler	36.6%	32.1%
Franklin	6.8%	18.1%
Gadsden	18.8%	23.7%
Gilchrist	18.9%	24.5%
Glades	9.9%	17.4%
Gulf	17.7%	22.5%
Hamilton	11.8%	16.6%

County	25 to 34	25 to 64
Hardee	10.5%	12.8%
Hendry	12.7%	15.7%
Hernando	28.1%	28.4%
Highlands	18.1%	25.9%
Hillsborough	43.3%	42.5%
Holmes	15.6%	17.8%
Indian River	29.2%	36.2%
Jackson	17.7%	20.6%
Jefferson	14.5%	27.4%
Lafayette	13.6%	18.5%
Lake	33.0%	32.4%
Lee	30.4%	33.9%
Leon	58.6%	55.7%
Levy	18.5%	18.3%
Liberty	15.7%	15.5%
Madison	25.4%	19.9%
Manatee	31.4%	36.8%
Marion	24.0%	27.8%
Martin	37.2%	42.9%
Miami-Dade	42.0%	38.8%
Monroe	37.9%	39.5%
Nassau	29.3%	30.5%
Okaloosa	38.2%	40.3%

County	25 to 34	25 to 64
Okeechobee	14.7%	17.2%
Orange	46.1%	43.7%
Osceola	29.4%	29.6%
Palm Beach	39.6%	43.2%
Pasco	38.4%	36.2%
Pinellas	41.7%	41.5%
Polk	27.8%	28.6%
Putnam	20.2%	19.1%
Santa Rosa	39.1%	40.6%
Sarasota	34.2%	39.7%
Seminole	50.7%	50.5%
St. Johns	46.7%	52.4%
St. Lucie	25.9%	31.0%
Sumter	12.6%	30.8%
Suwannee	14.6%	17.6%
Taylor	13.6%	16.4%
Union	12.9%	15.5%
Volusia	33.5%	32.8%
Wakulla	24.1%	26.4%
Walton	30.5%	33.3%
Washington	7.1%	16.1%
Florida	40.7%	39.9%
United States	42.9%	40.9%

DATA NOTES

Front Page 1. County: All rates for residents aged 25-64 and does not include industry certifications; U.S. Census Bureau, 2015 American Community Survey 5-year estimate. Florida: High-quality degrees and credentials include postsecondary certificates (after 2014) and associate's degree or higher for residents aged 25-64; U.S. Census Bureau, American Community Survey 1-year estimate and Lumina Foundation Stronger Nation Report. 2. Median Earnings: data are for Florida Workforce Region 6 (2016); Florida Department of Economic Opportunity. **Back Page:** All data are for Florida residents ages 25 to 64 unless otherwise labeled. 1. Education by attainment level: Census Bureau, 2015 American Community Survey 1-year estimate, Lumina Foundation *Stronger Nation* report for certificate estimates, which reflects certificate holders working in the field which the certificate was awarded. 2. Degree attainment by race/ethnicity: U.S. Census Bureau, 2013-15 American Community Survey PUMS file. 3. Degree attainment by county and age: U.S. Census Bureau, 2015 American Community Survey 5-year estimates.

The Florida College Access Network's mission is to create and strengthen a statewide network that catalyzes and supports communities to improve college & career preparation, access, and completion for all students. For more information, visit www.floridacollegeaccess.org.

FCAN
FLORIDA COLLEGE ACCESS NETWORK