

# How to use the FAFSA Finish Line Data Dashboard



## What is the FAFSA Finish Line Data Dashboard?

The Florida College Access Network (Florida CAN) has created the Florida FAFSA Finish Line data dashboard to help schools, researchers and other education stakeholders to monitor the number of 12th graders at more than 600 public schools who have completed the Free Application for Federal Student Aid (FAFSA) during the 2014-15 and 2015-16 school years.

## About the data

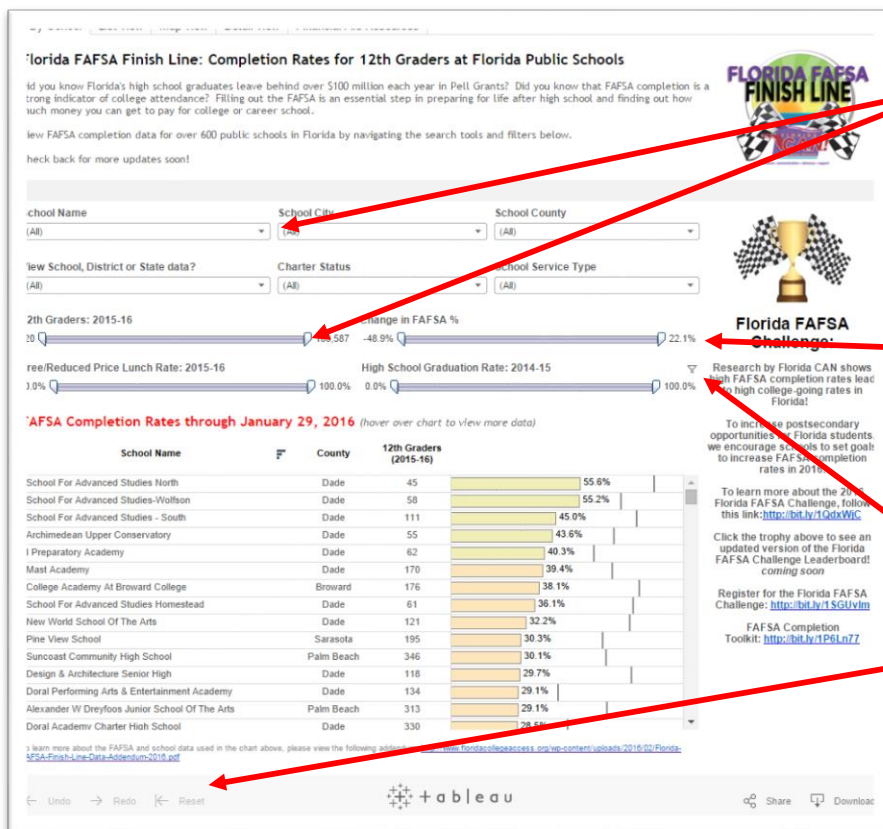
School-level FAFSA completion rates were calculated using data from two sources, the [U.S. Department of Education Central Processing System](#) and the [Florida Department of Education's Bureau of Accountability and Information Services](#).

For more details on the data used in the FAFSA Finish Line dashboard, [visit this data addendum](#).

## Using the FAFSA Finish Line data dashboard

Florida CAN uses data visualization software called Tableau to create an interactive, public storefront for FAFSA completion data in Florida. The dashboards allow users to easily connect to data using different search terms and filters that can be used to make meaningful comparisons and monitor progress over time. Here are a few useful tips to get you started!

### 1. Use filters to find schools and make meaningful comparisons

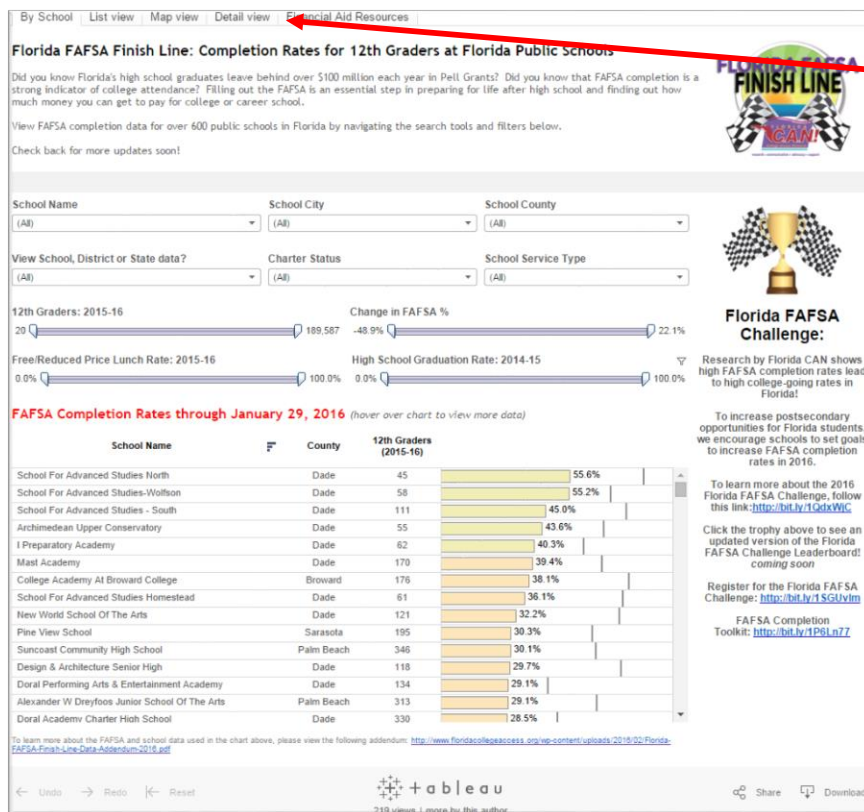


Use filters by selecting the drop down boxes or "sliders" to find specific schools or groups of schools.

You can manually move the sliders or click on the numbers and change them to change the selection of schools that appear in the chart below.

To reset the filters and view all the data, click the small "filter" icon located above each data filter or the "reset" button at the bottom left-hand corner of the dashboard.

## 2. Use different views of the dashboard to see the data how you want to see it



The FAFSA Finish Line has four different views for looking at FAFSA completion data in different ways.

Click on a tab in the upper right hand corner to look at the different views, each having a specific layout and purpose based on feedback of previous versions of the dashboard.

Below are descriptions of what you'll find using the different dashboard views.

### Ways to view FAFSA Finish Line data dashboard:

**By school:** Landing page for FAFSA Finish Line. Data displayed to compare school, district and state-level data, and features the most recent data available.

**List view:** Simplified layout makes for easy viewing on smaller screens or devices. Use scroll bar at bottom of chart to view previous data uploads.

**Map view:** Provides alternate map view of data of school-level FAFSA completion rates. This view is ideal for looking at local data for decision-making purposes.

**Detail view:** Shows changes in FAFSA completion rates over time and detailed view of school-level "directory" information.

### 3. Hover over data to view details and additional information

By School | List View | Map View | Detail View | Financial Aid Resources

#### Florida FAFSA Finish Line: Completion Rates for 12th Graders at Florida Public Schools

Did you know Florida's high school graduates leave behind over \$100 million each year in Pell Grants? Did you know that FAFSA completion is a strong indicator of college attendance? Filling out the FAFSA is an essential step in preparing for life after high school and finding out how much money you can get to pay for college or career school.

View FAFSA completion data for over 600 public schools in Florida by navigating the search tools and filters below.

Check back for more updates soon!



Florida FAFSA Challenge:

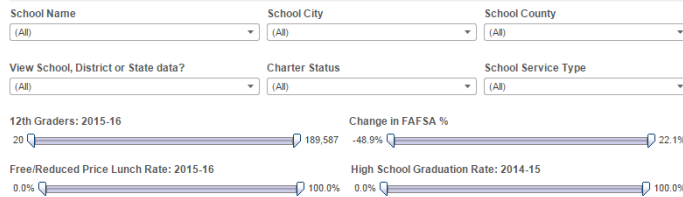
Research by Florida CAN shows high FAFSA completion rates lead to high college-going rates in Florida.

To increase postsecondary opportunities for Florida students, we encourage schools to set goals to increase FAFSA completion rates in 2016.

To learn more about the 2016 Florida FAFSA Challenge, follow this link: <http://bit.ly/1SGUvjm>

love to see an if the Florida eaderboard! oon

orida FAFSA <http://bit.ly/1SGUvjm> pletion <http://bit.ly/1P6Ln77>



#### FAFSA Completion Rates through January 29, 2016 (hover over chart to view more data)

School Name	F	County	12th Graders (2015-16)	Completion Rate
School For Advanced Studies North	Dade	45	55.6%	
School For Advanced Studies-Wolfson	Dade	58	55.2%	
School For Advanced Studies - South	Dade	111		
Archimedean Upper Conservatory	Dade	55		
I Preparatory Academy	Dade	62		
Mast Academy	Dade	170		
College Academy At Broward College	Broward	176		
School For Advanced Studies Homestead	Dade	61		
New World School Of The Arts	Dade	121		
Pine View School	Sarasota	195		
Suncoast Community High School	Palm Beach	346		
Design & Architecture Senior High	Dade	118		
Doral Performing Arts & Entertainment Academy	Dade	134		
Alexander W Dreyfoos Junior School Of The Arts	Palm Beach	313		
Doral Academy Charter High School	Dade	330		

School Name: School For Advanced Studies-Wolfson

School City: Miami

School County: Dade

Charter Status: Not a charter school

Primary Service Type: K-12 General Education

High School Grad Rate (2014-15): 100.0%

Free/Reduced Price Lunch Rate (2015-16): 53.6%

FAFSAs Completed thru 1-29-16: 32

12th Graders (2015-16): 58

FAFSA Completion Rate thru 1-29-16: 55.2%

FAFSAs Completed thru 1-29-15: 31

12th Graders (2014-15): 57

FAFSA Completion Rate thru 1-29-15: 54.4%

Change in FAFSA % from 2015 to 2016: 0.8%

FAFSAs Completed thru March 2015: 39

12th Graders (2014-15): 57

FAFSA Completion Rate thru March 2015: 68.4%

5% Goal (FAFSA Completion Rate thru March 2015 +5%): 73.4%

To learn more about the FAFSA and school data used in the chart above, please view the following addendum: <http://www.floridafafsa.com/FAFSA-Finish-Line-Data-Addendum-2016.pdf>

Undo Redo Reset

221 views | more by th

Download

The FAFSA Finish Line allows users to view additional data on schools included in the dashboard.

To view additional data, use your cursor to roll over or hover the data displayed on the chart as showed in the image.

These pop-ups are called "Tooltips" and show "directory" information and historical data for schools included in the dashboard.

## 4. Download/export the data from the dashboard to create your own reports and visualizations

By School | List view | Map view | Detail view | Financial Aid Resources

### Florida FAFSA Finish Line: Completion Rates for 12th Graders at Florida Public Schools

Did you know Florida's high school graduates leave behind over \$100 million each year in Pell Grants? Did you know that FAFSA completion is a strong indicator of college attendance? Filling out the FAFSA is an essential step in preparing for life after high school and finding out how much money you can get to pay for college or career school.

View FAFSA completion data for over 600 public schools in Florida by navigating the search tools and filters below.

Check back for more updates soon!



#### Florida FAFSA Challenge:

Research by Florida CAN shows high FAFSA completion rates lead to high college-going rates in Florida!

To increase postsecondary opportunities for Florida students, we encourage schools to set goals to increase FAFSA completion rates in 2016.

To learn more about the 2016 Florida FAFSA Challenge, follow this link: <http://bit.ly/1QdxWJC>

Click the trophy above to see an updated version of the Florida FAFSA Challenge Leaderboard! coming soon

Register for the Florida FAFSA Challenge: <http://bit.ly/1SGUvjm>

FAFSA Completion Toolkit: <http://bit.ly/1P6Ln77>

School Name: (All) School City: (All) School County: (All)

View School, District or State data?: (All) Charter Status: (All) School Service Type: (All)

12th Graders: 2015-16 Change in FAFSA % 189,587 -48.9% 22.1%

Free/Reduced Price Lunch Rate: 2015-16 100.0% 0.0% High School Graduation Rate: 2014-15 100.0%

#### FAFSA Completion Rates through January 29, 2016 (hover over chart to view more data)

School Name	F	County	12th Graders (2015-16)	
School For Advanced Studies North		Dade	45	55.6%
School For Advanced Studies-Wolfson		Dade	58	55.2%
School For Advanced Studies - South		Dade	111	45.0%
Archimedean Upper Conservatory		Dade	55	43.6%
I Preparatory Academy		Dade	62	40.3%
Mast Academy		Dade	170	39.4%
College Academy At Broward College		Broward	176	38.1%
School For Advanced Studies Homestead		Dade	61	36.1%
New World School Of The Arts		Dade	121	32.2%
Pine View School		Sarasota	195	30.3%
Suncoast Community High School		Palm Beach	346	30.1%
Design & Architecture Senior High		Dade	118	29.7%
Doral Performing Arts & Entertainment Academy		Dade	134	29.1%
Alexander W Dreyfoos Junior School Of The Arts		Palm Beach	313	29.1%
Doral Academy Charter High School		Dade	330	28.5%

To learn more about the FAFSA and school data used in the chart above, please view the following addendum: <http://www.floridacollegeaccess.org/wp-content/uploads/2016/02/Florida-FAFSA-Finish-Line-Data-Addendum-2016.pdf>

By School | List view | Map view | Detail view | Financial Aid Resources

### Florida FAFSA Finish Line: Completion Rates for 12th Graders at Florida Public Schools

Did you know Florida's high school graduates leave behind over \$100 million each year in Pell Grants? Did you know that FAFSA completion is a strong indicator of college attendance? Filling out the FAFSA is an essential step in preparing for life after high school and finding out how much money you can get to pay for college or career school.

View FAFSA completion data for over 600 public schools in Florida by navigating the search tools and filters below.

Check back for more updates soon!



#### Florida FAFSA Challenge:

Research by Florida CAN shows high FAFSA completion rates lead to high college-going rates in Florida!

To increase postsecondary opportunities for Florida students, we encourage schools to set goals to increase FAFSA completion rates in 2016.

To learn more about the 2016 Florida FAFSA Challenge, follow this link: <http://bit.ly/1QdxWJC>

Click the trophy above to see an updated version of the Florida FAFSA Challenge Leaderboard! coming soon

Register for the Florida FAFSA Challenge: <http://bit.ly/1SGUvjm>

FAFSA Completion Toolkit: <http://bit.ly/1P6Ln77>

School Name: (All) School City: (All) School County: (All)

View School, District or State data?: (All) Charter Status: (All) School Service Type: (All)

12th Graders: 2015-16 Change in FAFSA % 189,587 -48.9% 22.1%

Free/Reduced Price Lunch Rate: 2015-16 100.0% 0.0% High School Graduation Rate: 2014-15 100.0%

#### FAFSA Completion Rates through January 29, 2016 (hover over chart to view more data)

School Name	F	County	12th Graders (2015-16)	
School For Advanced Studies North		Dade	45	55.6%
School For Advanced Studies-Wolfson		Dade	58	55.2%
School For Advanced Studies - South		Dade	111	45.0%
Archimedean Upper Conservatory		Dade	55	43.6%
I Preparatory Academy		Dade	62	40.3%
Mast Academy		Dade	170	39.4%
College Academy At Broward College		Broward	176	38.1%
School For Advanced Studies Homestead		Dade	61	36.1%
New World School Of The Arts		Dade	121	32.2%
Pine View School		Sarasota	195	30.3%
Suncoast Community High School		Palm Beach	346	30.1%
Design & Architecture Senior High		Dade	118	29.7%
Doral Performing Arts & Entertainment Academy		Dade	134	29.1%
Alexander W Dreyfoos Junior School Of The Arts		Palm Beach	313	29.1%
Doral Academy Charter High School		Dade	330	28.5%

To learn more about the FAFSA and school data used in the chart above, please view the following addendum: <http://www.floridacollegeaccess.org/wp-content/uploads/2016/02/Florida-FAFSA-Finish-Line-Data-Addendum-2016.pdf>

The FAFSA Finish Line allows users to download or export data displayed on the dashboard.

To download data from the dashboard, select the desired fields in the chart (click and drag using cursor).

A small pop-up box will appear indicating how many fields have been selected (next)...

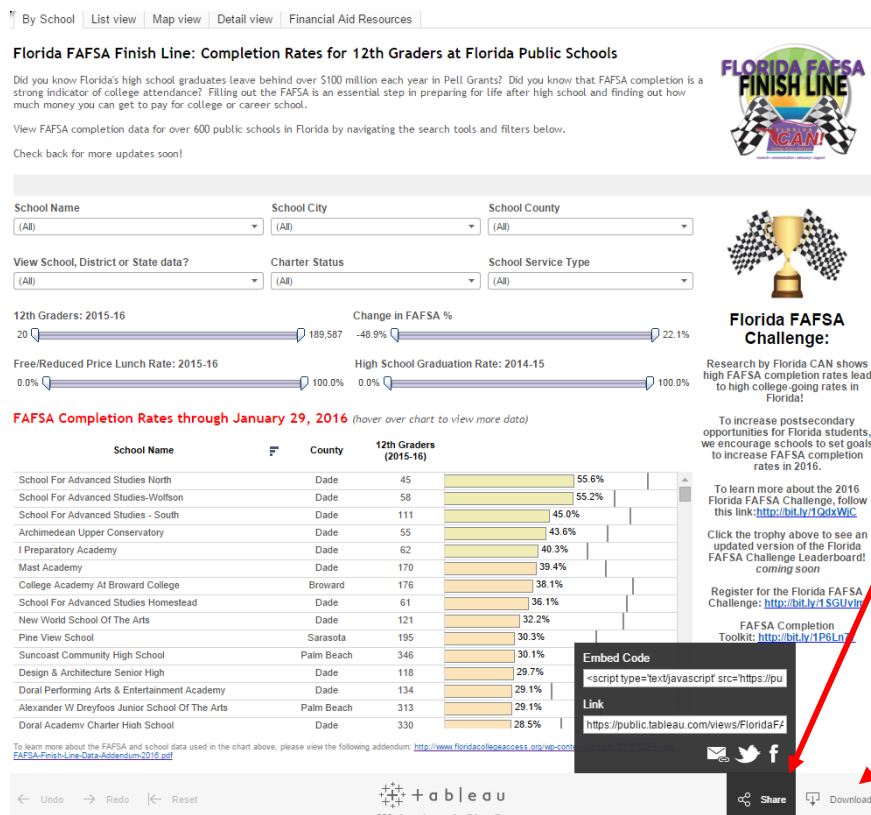
Once the data has been selected, a small dialogue box will appear.

Click the small "view data" icon to the right of the dialogue box.

A pop-up will appear in your browser with an option to "Download all rows as a text file."

Click this link to export the data to a CSV file, which is compatible with most spreadsheet applications (ex. Microsoft Excel).

## 5. Share or embed the FAFSA Finish Line dashboard to help others in Florida view local FAFSA completion data!



Click the “Share button” on the bottom right hand corner of the dashboard to locate a link to share the dashboard, embed it on a website (HTML), email it, or post to social media accounts (Facebook and Twitter).

You can also share a “custom report” of the FAFSA Finish Line data. Just make your selections using the filters, click “Download” in the bottom right hand corner then select “PDF.”

Tableau will then generate a downloadable PDF version of the data that appears on the dashboard to the users specifications.

The Florida College Access Network’s mission is to create and strengthen a statewide network that catalyzes and supports communities to improve college & career preparation, access, and completion for all students. For more information, visit [www.floridacollegeaccess.org](http://www.floridacollegeaccess.org).

